

Forgot Your Password

From the main screen of Daymap Connect, click on the link **Forgot your password?** You will be asked to enter **Your Email Address** and the **Student Code** (Student ID) and an email will be sent to your email address with your new password.

Getting Help With Daymap Connect

Send an email to Simon Critchley: Assistant Principal – Information Systems via scritchley@msc.sa.edu.au with details of the problem.

Changing the Default Password

At the bottom of the My Account page is the **Change Password** section.

1. Click on 'here' in "Please click **here** to change your account password."

Please complete the following form in order to change your password. This will take affect next time you attempt to log in

Old Password:	<input type="text"/>
New Password:	<input type="text"/>
Confirm Password:	<input type="text"/>
<input type="button" value="Change Password"/>	

2. In **Old Password** enter the password that was sent to you by email or your previous password.

In **New Password** enter a new password

Password must be between 5 and 20 characters.

In **Confirm Password** enter the password again.

3. Click on the **Change Password** button.

The message "Password successfully changed" should appear acknowledging the password has been changed.

4. Close this window using the [X] button – top right corner.

These instructions are for parents/guardians/care givers accessing Daymap Connect.

Daymap Connect provides care givers with access to school and student information both at home and on the go. It allows care givers to create and manage their own account requiring only one login and password to access details for their enrolled student.

Daymap Connect shows the student **Timetable**, and the attendance if the lesson has happened, an **Attendance** map with attendance rates, assessment **Results**, **Messages** that may have been sent to you by the College or a class teacher and your **Account** details.

Registering The First Time

To log into Daymap Connect (Parent Portal) a care giver needs to register as a New User. This step uses the parent email address supplied to the College during enrolment.

1. Open a web browser (Firefox, Internet Explorer, Safari)

2. Go to the Marden Senior College home page www.msc.sa.edu.au and use the QUICK LINKS **Daymap Connect**

QUICK LINKS

[Daymap](#)
[Daymap Connect](#)
[Moodle](#)

This web page should appear.

3. Click on the **New User?** link.

This web page should appear.

4. In **Your Email Address:** enter the email address that you supplied to the College on the enrolment form.

In **Student Code:** enter your child's Student ID.

Student ID is on the student ID card & printed on the Timetable provided at enrolment.

5. Click on **Reset Password**.

An email will be sent to your email address with your login **Name:** (*Username*) and default **Password:** (*new password*)

Note: the password is case sensitive (uses upper and lower case letters)


Accessing Daymap Connect

1. Open a web browser (Firefox, Internet Explorer, Safari)
2. Go to the Marden Senior College home page www.msc.sa.edu.au and use the QUICK LINKS **Daymap Connect**

QUICK LINKS

Daymap
Daymap Connect
Moodle

This web page should appear.



MARDEN SENIOR COLLEGE
your pathway to success

Marden Senior College

Username:

Password:

[Forgot your password?](#)
[New User?](#)

Remember me

1. Enter your login **Username:** and default **Password:**

If this is the first time logging in as a care giver, use the Username and Password sent via email in registering.

*It is advisable to leave the "Remember me" **Save my login details and password on this computer unchecked.***

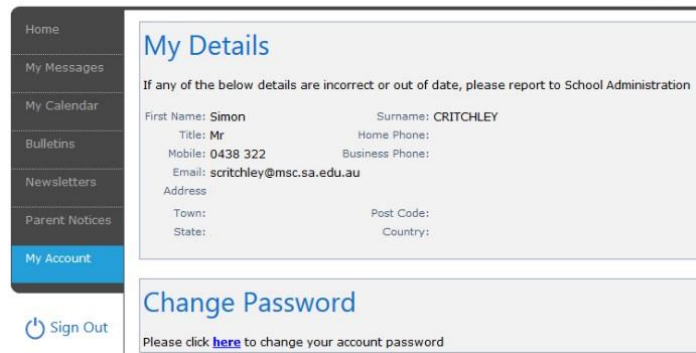
2. Click on the **Sign In** button.

Daymap Connect shows the student **Timetable**, and the attendance if the lesson has happened, an **Attendance** map with attendance rates, assessment **Results** (not used at the moment), **Messages** that may have been sent to you by the College or a class teacher and your **Account** details.

3. Click on **My Accounts**

Check that the information is correct. Contact Student Services via email enrol@msc.sa.edu.au or on 8366 2800 should any of the details be incorrect.

Simon CRITCHLEY
My Portal

My Details

If any of the below details are incorrect or out of date, please report to School Administration

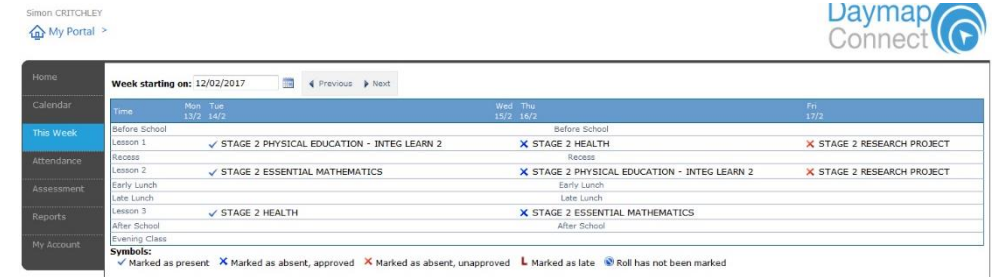
First Name: Simon Surname: CRITCHLEY
Title: Mr Home Phone:
Mobile: 0438 322 Business Phone:
Email: scritchley@msc.sa.edu.au
Address
Town: Post Code:
State: Country:

Change Password

Please click [here](#) to change your account password

Viewing The Timetable

Click on the **Timetable** tab.



Simon CRITCHLEY
My Portal

Home

Week starting on: 12/02/2017

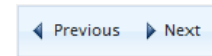
Calendar	Time	Mon 13/2	Tue 14/2	Wed 15/2	Thu 16/2	Fri 17/2
Before School						
This Week	Lesson 1	✓ STAGE 2 PHYSICAL EDUCATION - INTEG LEARN 2		✗ STAGE 2 HEALTH		✗ STAGE 2 RESEARCH PROJECT
Attendance	Recess					
Lesson 2	✓ STAGE 2 ESSENTIAL MATHEMATICS			✗ STAGE 2 PHYSICAL EDUCATION - INTEG LEARN 2		✗ STAGE 2 RESEARCH PROJECT
Assessment	Early Lunch					
Late Lunch						
Lesson 3	✓ STAGE 2 HEALTH			✗ STAGE 2 ESSENTIAL MATHEMATICS		
Reports	After School					
My Account	Evening Class					

After School

Symbols:
 Marked as present
 Marked as absent, approved
 Marked as absent, unapproved
 Marked as late
 Roll has not been marked

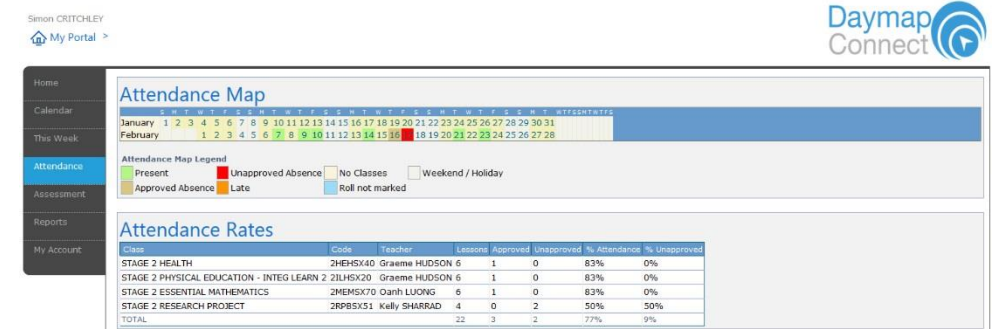
The timetable shows the subjects for each lesson of the week. This will show the attendance for each subject that has occurred using the attendance symbols from the bottom of the timetable.

The timetable for different weeks can be displayed by clicking on the **Previous** or **Next** buttons



Viewing Attendance

Click on the **Attendance** tab.



Simon CRITCHLEY
My Portal

Home

Attendance Map

January 1 2 3 4 5 6 7 8 9 10 11 12 13 14 15 16 17 18 19 20 21 22 23 24 25 26 27 28 29 30 31
February 1 2 3 4 5 6 7 8 9 10 11 12 13 14 15 16 17 18 19 20 21 22 23 24 25 26 27 28

Attendance Map Legend
 Present
 Unapproved Absence
 No Classes
 Weekend / Holiday
 Approved Absence
 Late
 Roll not marked

Attendance Rates

Class	Code	Teacher	Lessons	Approved	Unapproved	% Attendance	% Unapproved
STAGE 2 HEALTH	2HEHSK40	Graeme HUDSON	6	1	0	83%	0%
STAGE 2 PHYSICAL EDUCATION - INTEG LEARN 2	2ILHSX20	Graeme HUDSON	6	1	0	83%	0%
STAGE 2 ESSENTIAL MATHEMATICS	2MEMSX70	Danh LUONG	6	1	0	83%	0%
STAGE 2 RESEARCH PROJECT	2RPSX51	Kelly SHARRAD	4	0	2	50%	50%
TOTAL			22	3	2	77%	9%

Viewing Reports

Click on the **Reports** tab.



Home

This Week

Attendance

Assessment

Reports

2017 Term 1 SACE Report.pdf uploaded at 7/04/2017 3:46 PM by 17 term report template

Logging Out of Daymap Connect

Click on the **Log Out** link alongside your name at the top-left of the screen.

Parent Name Log Out
Student: Student Name

